

Listing and evaluation of the results

1: Dr. med.Max Mustermann
Laboratory Mustermann

Survey of 19 March 2021

Adviser:

294

Thyroid Hormones

Analyte	Sample	Unit	Your value	Target value	TV-Type	Lower limit	Upper limit	Deviation	Z-Score	Meets criteria	
T3 total	(1) 21	nmol/l	2.33	2.38	SV	1.81	2.95	-2.1%	-0,136	+	
	(1) 22		1.57	1.07	ET	0.449	1.69	46.7%	1,14	+	
T4 total (Thyroxine)	21	nmol/l	158	139	SV	106	172	13.7%	1,15	+	
	22		67.7	58.0	SV	44.1	71.9	16.7%	1,01	+	
TSH	(1) 21	mU/l	0.035	0.042	ET	0.015	0.069	-16.7%	-0,5	+	
	(1) 22		4.93	5.15	SV	3.91	6.39	-4.3%	-0,733	+	
free T3	(1) 21	pmol/l	6.89	6.90	SV	5.52	8.28	-0.1%	-0,086	+	
	(1) 22		2.79	2.61	SV	2.09	3.13	6.9%	1,07	+	
free T4	(1) 21	pmol/l	23.8	24.8	SV	19.8	29.8	-4.0%	-0,474	+	
	(1) 22		8.29	8.87	SV	7.10	10.6	-6.5%	-0,423	+	

Analyte	Sample	Your unit	Stated value	Conversion factor	Method	Manufacturer	Device
T3 total	21	nmol/l	2.33	1.00	228	DO	DO02
	22		1.57	1.00			
T4 total (Thyroxine)	21	nmol/l	158	1.00	228	DO	DO02
	22		67.7	1.00			
TSH	21	mU/l	0.035	1.00	228	DO	DO02
	22		4.93	1.00			
free T3	21	pmol/l	6.89	1.00	228	DO	DO02
	22		2.79	1.00			
free T4	21	pmol/l	23.8	1.00	228	DO	DO02
	22		8.29	1.00			

(1) In individual cases is a statistically valid valuation with consensus value not given, because size of the collective < 8 values.



Individual summary of results

1: Dr. med.Max Mustermann
Laboratory Mustermann

Survey of 19 March 2021

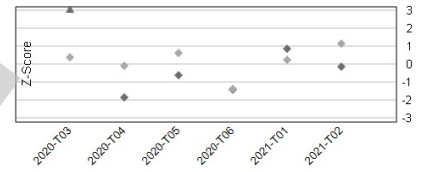
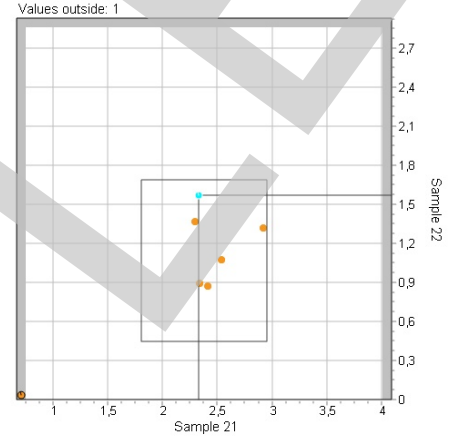
294

Thyroid Hormones

T3 total (nmol/l, N = 7)										
Collective	Sam- ple	Target value	Target range	Participants collective			Rate (%)			
				AVG	CV	Num.	Sam.	total		
all providers	(1) 21	2.38	1.81 - 2.95	2.38	15.5	7				
		22	1.07	0.449 - 1.69	1.07	41.0	7			

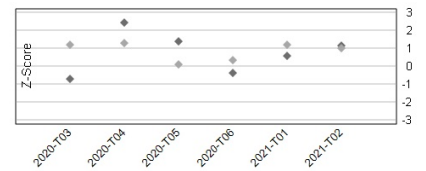
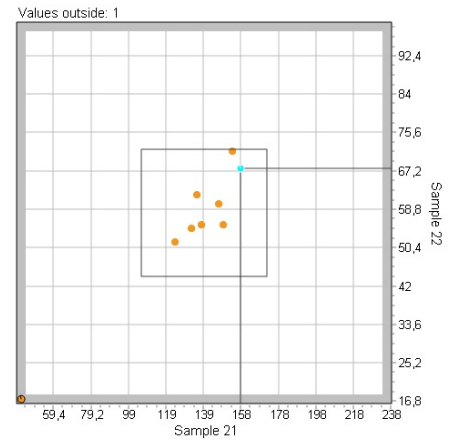
(1) In individual cases is a statistically valid valuation with consensus value not given, because size of the collective < 8 values.

Rate of success: 85,7%



T4 total (Thyroxine) (nmol/l, N = 9)										
Collective	Sam- ple	Target value	Target range	Participants collective			Rate (%)			
				AVG	CV	Num.	Sam.	total		
all providers	21	139	106 - 172	139	11.9	9	88.9	88.9		
		22	58.0	44.1 - 71.9	58.0	16.6	9	88.9		

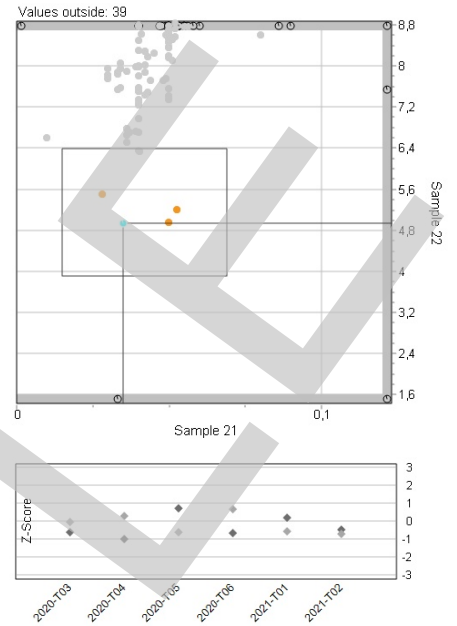
Rate of success: 88,9%



TSH (mU/l, N = 129)										
Collective	Sample	Target value	Target range	Participants collective			Rate (%)			
				AVG	CV	Num.	Sam.	total		
Abbott	21	0.038	0.029 - 0.047	0.038	5.26	9	100	100		
	22	6.71	5.10 - 8.32	6.71	4.63	9	100	100		
BIOMERIEUX	21		- <=0.050	0.050	0.000	14	100	100		
	22	9.93	7.55 - 12.3	9.93	5.72	14	100	100		
Beckmann	21	0.040	0.030 - 0.050	0.040	0.000	11	100	90.9		
	22	7.61	5.78 - 9.44	7.61	6.31	11	90.9	100		
Bayer Health (Siemens)	21	0.042	0.032 - 0.052	0.042	14.3	11	100	100		
	22	8.12	6.17 - 10.1	8.12	8.61	11	100	100		
Siemens (DB) -LOCI	21	0.039	0.030 - 0.048	0.039	20.5	16	81.3	81.3		
	22	8.11	6.16 - 10.1	8.11	4.45	16	100	100		
DPC Biemann (Siemens)	(1) 21	0.045	0.034 - 0.056	0.045	17.8	4				
	22	8.45	6.42 - 10.5	8.45	17.6	4				
Diasorin	(1) 21	0.042	0.015 - 0.069	0.042	33.3	4				
	22	5.15	3.91 - 6.39	5.15	5.83	4				
Roche	21	0.050	0.038 - 0.062	0.050	0.000	45	100	100		
	22	8.88	6.75 - 11.0	8.88	3.42	45	100	100		
Tosoh	(1) 21	0.045	0.034 - 0.056	0.045	53.3	7				
	22	7.14	5.43 - 8.85	7.14	16.5	7				
other providers	21	0.072	0.007 - 0.151	0.072	45.8	8	87.5	87.5		
	22	8.73	3.99 - 14.5	8.73	25.3	8	87.5	87.5		

(1) In individual cases is a statistically valid valuation with consensus value not given, because size of the collective < 8 values.

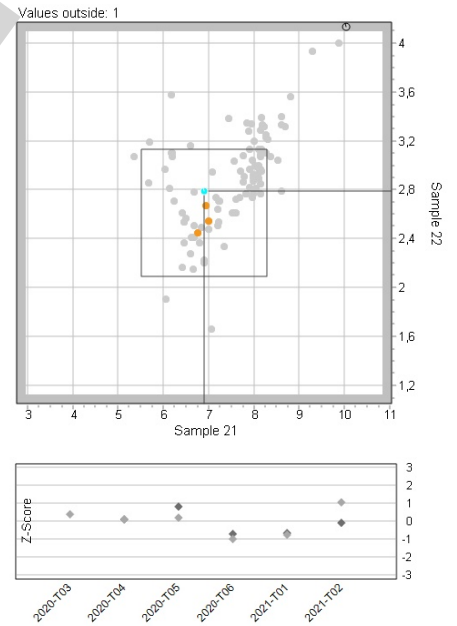
Rate of success: 94,6%



free T3 (pmol/l, N = 101)										
Collective	Sample	Target value	Target range	Participants collective			Rate (%)			
				AVG	CV	Num.	Sam.	total		
Abott	(1) 21	6.56	5.25 - 7.87	6.56	2.93	6				
	22	2.57	2.06 - 3.08	2.57	3.04	6				
Biomerieux	21	7.64	6.11 - 9.17	7.64	6.85	8	100	100		
	22	2.64	2.11 - 3.17	2.64	11.7	8	100	100		
Beckmann	21	5.98	4.78 - 7.18	5.98	5.08	9	100	100		
	22	3.05	2.44 - 3.66	3.05	5.90	9	100	100		
Bayer Health (Siemens)	21	8.06	6.45 - 9.67	8.06	3.00	9	100	100		
	22	3.27	2.62 - 3.92	3.27	4.50	9	100	100		
DADE BEHRING (Siemens)	21	6.91	5.53 - 8.29	6.91	5.41	13	100	92.3		
	22	2.54	2.03 - 3.05	2.54	9.88	13	92.3	92.3		
DPC BIEMANN (Siemens)	(1) 21	7.00	5.60 - 8.40	7.00	11.5	5				
	22	2.40	1.22 - 3.58	2.40	29.3	5				
Diasorin	(1) 21	6.90	5.52 - 8.28	6.90	1.68	4				
	22	2.61	2.09 - 3.13	2.61	6.48	4				
Roche	21	8.07	6.46 - 9.68	8.07	3.53	38	100	97.4		
	22	2.99	2.39 - 3.59	2.99	7.76	38	97.4	97.4		
Tosoh	(1) 21	7.01	5.61 - 8.41	7.01	9.56	5				
	22	2.67	1.77 - 3.57	2.67	20.1	5				
M.66-67	(1) 21	9.20	7.36 - 11.0	9.20	10.7	4				
	22	3.78	1.61 - 5.96	3.78	30.7	4				

(1) In individual cases is a statistically valid valuation with consensus value not given, because size of the collective < 8 values.

Rate of success: 97%





free T4 (pmol/l, N = 106)										
Collective	Sam- ple	Target value	Target range			Participants collective			Rate (%)	
						AVG	CV	Num.	Sam.	total
Abbott	(1) 21	18.3	14.6	-	22.0	18.3	2.75	6		
	22	8.69	6.95	-	10.4	8.69	6.59	6		
Biomerieux	(1) 21	24.2	19.4	-	29.0	24.2	6.07	7		
	22	7.19	5.75	-	8.63	7.19	9.17	7		
Beckmann	21	23.1	18.5	-	27.7	23.1	9.26	9	100	88.9
	22	8.61	6.89	-	10.3	8.61	10.1	9	88.9	
Dade Behring (Siemens)	21	23.4	18.7	-	28.1	23.4	3.48	13	100	100
	22	8.95	7.16	-	10.7	8.95	3.40	13	100	
Bayer Health (Siemens)	21	25.9	20.7	-	31.1	25.9	7.64	10	100	100
	22	10.2	8.16	-	12.2	10.2	11.0	10	100	
DPC Biermann (Siemens)	(1) 21	25.9	20.7	-	31.1	25.9	4.29	6		
	22	10.0	8.00	-	12.0	10.0	3.68	6		
Diasorin	(1) 21	24.8	19.8	-	29.8	24.8	8.51	4		
	22	8.87	7.10	-	10.6	8.87	15.4	4		
Roche	21	26.6	21.3	-	31.9	26.6	5.75	39	100	97.4
	22	9.78	7.82	-	11.7	9.78	6.09	39	97.4	
Tosoh	(1) 21	30.9	24.7	-	37.1	30.9	5.73	5		
	22	10.6	8.48	-	12.7	10.6	7.19	5		
other providers	(1) 21	25.1	20.1	-	30.1	25.1	12.8	7		
	22	9.56	6.14	-	13.0	9.56	25.2	7		

(1) In individual cases is a statistically valid valuation with consensus value not given, because size of the collective < 8 values.

Rate of success: 98,1%

