

Listing and evaluation of the results

1: Dr. med.Max Mustermann
Laboratory Mustermann

Survey of 21 October 2020

Adviser:

230

Haemostasis 10 - Argatroban

Analyte	Sample	Unit	Your value	Target value	TV-Type	Lower limit	Upper limit	Deviation	Z-Score	Meets criteria	
Argatroban	61	mg/l	0.690	0.675	SV	0.541	0.809	2.2%	0,224	+	
	62		1.31	1.29	SV	1.02	1.56	1.6%	0,147	+	
Thrombin Time	61	seconds	>150		ET	>=120			1,09	+	
	62		>150		ET	>=120			0,262	+	
aPTT	61	seconds	79.0	77.9	SV	74.1	81.7	1.4%	0,573	+	
	62		100	97.5	SV	91.5	104	2.6%	0,831	+	

Analyte	Sample	Your unit	Stated value	Conversion factor	Method	Manufacturer	Device	Testkit
Argatroban	61	mg/l	0.690	1.00	258	HY	BW15	146
	62		1.31	1.00				
Thrombin Time	61		>150	1.00	263	BW	BW15	15
	62		>150	1.00				
aPTT	61		79.0	1.00	263	BW	BW15	39
	62		100	1.00				

280

Haemostasis 12 - UF Heparin

Analyte	Sample	Unit	Your value	Target value	TV-Type	Lower limit	Upper limit	Deviation	Z-Score	Meets criteria	
Thrombin Time	61	seconds	114	116	SV	36.0	196	-1.7%	-0,05	+	
	62		>150		ET	>=120			0	+	
Unfractionated Heparin	61	IU/ml	0.440	0.352	SV	0.270	0.434	25.0%	2,15	-	
	62		0.980	0.907	SV	0.753	1.06	8.0%	0,948	+	
aPTT	61	seconds	112	96.9	SV	60.1	134	15.6%	0,821	+	
	62		>160		ET	>=140			-0,301	+	



Analyte	Sample	Your unit	Stated value	Conversion factor	Method	Manufacturer	Device	Testkit
Thrombin Time	61		114	1.00	263	BW	BW15	15
	62		>150	1.00				
Unfractionated Heparin	61		0.440	1.00	259	HY	BW15	141
	62		0.980	1.00				
aPTT	61		112	1.00	263	BW	BW15	39
	62		>160	1.00				

Listing and evaluation of the results

1: Dr. med.Max Mustermann
Laboratory Mustermann



Survey of 21 October 2020

281 Haemostasis 13 - LMW Heparin

Analyte	Sam- ple	Unit	Your value	Target value	TV- Type	Lower limit	Upper limit	Deviation	Z-Score	Meets criteria	
Low mol. weight Heparin	61	IU/ml	0.460	0.425	SV	0.371	0.479	8.2%	1,3	+	
	62		1.20	1.20	SV	1.11	1.29	0.0%	0	+	



Analyte	Sam- ple	Your unit	Stated value	Conversion factor	Method	Manu- facturer	Device	Testkit
Low mol. weight Heparin	61		0.460	1.00	259	HY	BW15	141
	62		1.20	1.00				

282 Haemostasis 14 - Orgaran

Analyte	Sam- ple	Unit	Your value	Target value	TV- Type	Lower limit	Upper limit	Deviation	Z-Score	Meets criteria	
Orgaran	61	U/ml	0.700	0.696	SV	0.586	0.806	0.6%	0,073	+	
	62		1.26	1.23	SV	0.996	1.46	2.4%	0,256	+	



Analyte	Sam- ple	Your unit	Stated value	Conversion factor	Method	Manu- facturer	Device	Testkit
Orgaran	61		0.700	1.00	259	HY	BW15	141
	62		1.26	1.00				

501 Haemostasis 21 - Fondaparinux

Analyte	Sam- ple	Unit	Your value	Target value	TV- Type	Lower limit	Upper limit	Deviation	Z-Score	Meets criteria	
Fondaparinux	61	mg/l	0.450	0.448	SV	0.378	0.518	0.4%	0,057	+	
	62		1.28	1.24	SV	1.13	1.35	3.2%	0,741	+	

Analyte	Sam- ple	Your unit	Stated value	Conversion factor	Method	Manu- facturer	Device	Testkit
Fondaparinux	61	µg/ml	0.450	1.00	259	HY	BW15	141
	62		1.28	1.00				

502 Haemostasis 22 - Dabigatran

Analyte	Sam- ple	Unit	Your value	Target value	TV- Type	Lower limit	Upper limit	Deviation	Z-Score	Meets criteria	
Dabigatran	61	ng/ml	132	114	SV	84.8	143	15.8%	1,23	+	
	62		395	337	SV	276	398	17.2%	1,89	+	

Analyte	Sam- ple	Your unit	Stated value	Conversion factor	Method	Manu- facturer	Device	Testkit
Dabigatran	61	ng/ml	132	1.00	258	HY	BW15	146
	62		395	1.00				



Listing and evaluation of the results

1: Dr. med.Max Mustermann
Laboratory Mustermann

Survey of 21 October 2020

503

Haemostasis 23 - Rivaroxaban

Analyte	Sam-ple	Unit	Your value	Target value	TV-Type	Lower limit	Upper limit	Deviation	Z-Score	Meets criteria	
Rivaroxaban	61	ng/ml	99.0	99.1	SV	54.3	144	-0.1%	-0,004	+	
	62		250	281	SV	216	346	-11.0%	-0,948	+	

Analyte	Sam-ple	Your unit	Stated value	Conversion factor	Method	Manu-facturer	Device	Testkit
Rivaroxaban	61	ng/ml	99.0	1.00	259	HY	BW15	145
	62		250	1.00				

504

Haemostasis 25 - Apixaban

Analyte	Sam-ple	Unit	Your value	Target value	TV-Type	Lower limit	Upper limit	Deviation	Z-Score	Meets criteria	
Apixaban	61	ng/ml	179	197	SV	167	227	-9.1%	-1,2	+	
	62		412	416	SV	364	468	-1.0%	-0,154	+	

Analyte	Sam-ple	Your unit	Stated value	Conversion factor	Method	Manu-facturer	Device	Testkit
Apixaban	61	ng/ml	179	1.00	259	HY	BW15	145
	62		412	1.00				

505

Haemostasis 32 - Edoxaban

Analyte	Sam-ple	Unit	Your value	Target value	TV-Type	Lower limit	Upper limit	Deviation	Z-Score	Meets criteria	
Edoxaban	61	ng/ml	129	132	SV	110	154	-2.3%	-0,268	+	
	62		268	265	SV	230	300	1.1%	0,169	+	

Analyte	Sam-ple	Your unit	Stated value	Conversion factor	Method	Manu-facturer	Device	Testkit
Edoxaban	61	ng/ml	129	1.00	259	HY	BW15	145
	62		268	1.00				

Individual summary of results

1: Dr. med.Max Mustermann
Laboratory Mustermann

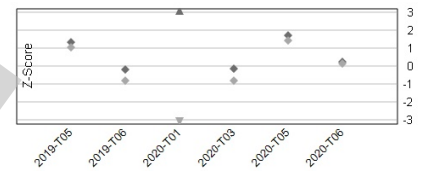
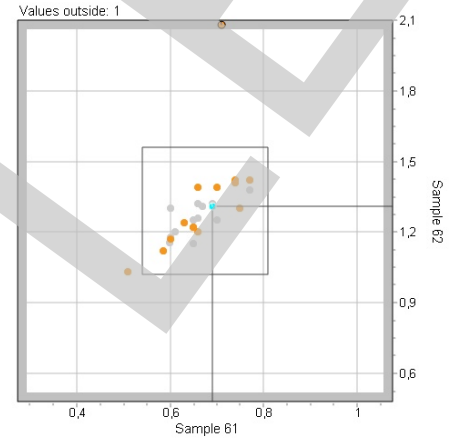
Survey of 21 October 2020

230

Haemostasis 10 - Argatroban

Argatroban (mg/l, N = 28)										
Collective	Sample	Target value	Target range	Participants collective			Rate (%)			
				AVG	CV	Num.	Sam.	total		
TK.189, 202, 210, 223	61	0.651	0.557 - 0.745	0.651	7.22	12	91.7	91.7		
	62	1.26	1.10 - 1.42	1.26	6.51	12	100			
Hemoclot TI	61	0.675	0.541 - 0.809	0.675	9.93	16	93.8	87.5		
	62	1.29	1.02 - 1.56	1.29	10.5	16	93.8			

Rate of success: 89,3%



Thrombin Time (seconds, N = 16)										
Collective	Sample	Target value	Target range	Participants collective			Rate (%)			
				AVG	CV	Num.	Sam.	total		
TK.15, 55, 148	61		>=120 -	133	11.7	9	100	100		
	62		>=120 -	144	15.9	9	100			
TK.26 (1)	61		>=80.0 -	115	48.8	2				
	62		>=80.0 -	115	48.8	2				
Test-Thrombin (5ml) (1)	61		>=140 -	149	4.54	4				
	62		>=140 -	158	10.8	4				
STA-Thrombin Heparin (1)	61	0.710	0.710 - 0.710	0.710	0.000	1				
	62	1.23	1.23 - 1.23	1.23	0.000	1				

(1) In individual cases is a statistically valid valuation with consensus value not given, because size of the collective < 8 values.

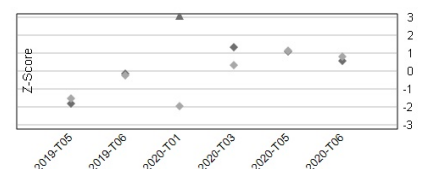
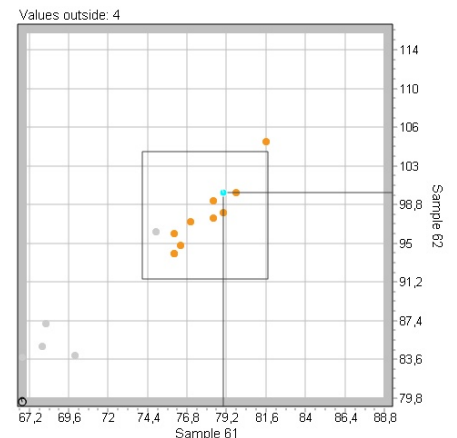
Rate of success: 100%

Graphical representation
not useful

aPTT (seconds, N = 20)										
Collective	Sample	Target value	Target range	Participants collective			Rate (%)			
				AVG	CV	Num.	Sam.	total		
Actin-FS (1)	61	57.0	37.8 - 76.2	57.0	16.9	2				
	62	71.1	45.3 - 96.9	71.1	18.1	2				
TK.21-22, 41, 48 (1)	61	67.5	57.4 - 77.6	67.5	7.47	7				
	62	83.8	67.4 - 100	83.8	9.76	7				
Pathromtin-SL	61	77.9	74.1 - 81.7	77.9	2.46	11	100	90.9		
	62	97.5	91.5 - 104	97.5	3.09	11	90.9			

(1) In individual cases is a statistically valid valuation with consensus value not given, because size of the collective < 8 values.

Rate of success: 95%



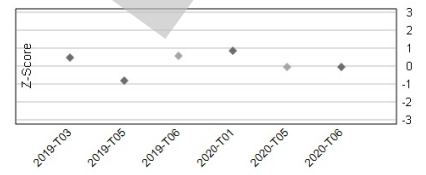
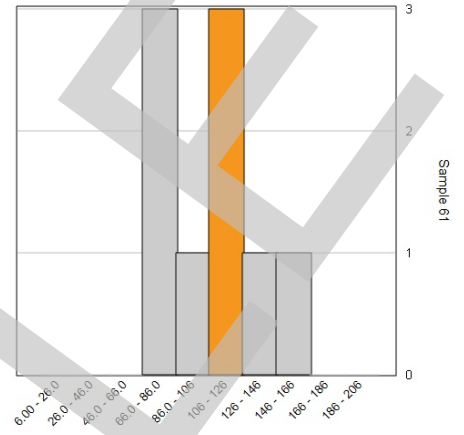


Haemostasis 12 - UF Heparin

Thrombin Time (seconds, N = 37)										
Collective	Sample	Target value	Target range	Participants collective			Rate (%)			
				AVG	CV	Num.	Sam.	total		
BC-Thrombin Reag. Lösen 5ml	61	116	36.0 - 196	116	34.5	9	100	100		
	62		>=120 -	150	0.000	9	100			
TK.55 (1)	61	32.7	32.7 - 32.7	32.7	0.000	1				
	62		>=60.0 -	60.0	0.000	1				
TK.26, 148	61		>=90.0 -	195	29.8	10	100	100		
	62		>=90.0 -	205	32.2	10	100			
TK.54, 125 (1)	61		>=100 -	141	31.3	7				
	62		>=100 -	146	30.9	7				
STA-Thrombin Heparin	61	22.7	19.9 - 25.5	22.7	6.17	8	100	100		
	62		>=120 -	176	34.9	8	100			
absence / incorrect coding (1)	61		Sample not evaluated			2				
	62		Sample not evaluated			2				

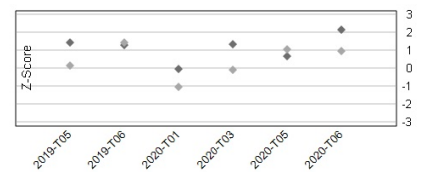
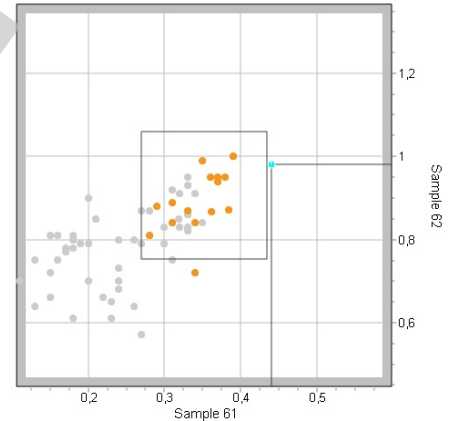
(1) In individual cases is a statistically valid valuation with consensus value not given, because size of the collective < 8 values.

Rate of success: 100%



Unfractionated Heparin (IU/ml, N = 67)										
Collective	Sample	Target value	Target range	Participants collective			Rate (%)			
				AVG	CV	Num.	Sam.	total		
STA Liquid Anti-Xa	61	0.171	0.115 - 0.227	0.171	16.4	15	93.3	86.7		
	62	0.785	0.693 - 0.877	0.785	5.86	15	93.3			
TK.141, 252	61	0.352	0.270 - 0.434	0.352	11.6	17	94.1	88.2		
	62	0.907	0.753 - 1.06	0.907	8.49	17	94.1			
TK.127, 178	61	0.218	0.128 - 0.308	0.218	20.6	12	100	100		
	62	0.655	0.559 - 0.751	0.655	7.33	12	100			
TK.166, 241	61	0.321	0.283 - 0.359	0.321	5.92	10	90.0	80.0		
	62	0.827	0.753 - 0.901	0.827	4.47	10	90.0			
Innovance Heparin Assay	61	0.306	0.244 - 0.368	0.306	10.1	13	100	100		
	62	0.872	0.760 - 0.984	0.872	6.42	13	100			

Rate of success: 91%

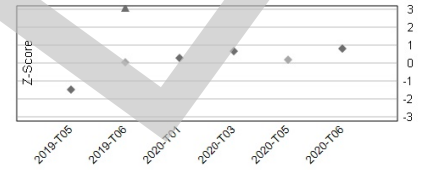
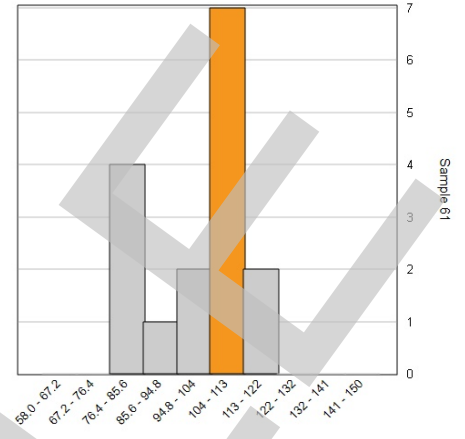




aPTT (seconds, N = 48)										
Collective	Sample	Target value	Target range	Participants collective			Rate (%)			
				AVG	CV	Num.	Sam.	total		
TK.9-10	(1) 61	51.9	42.3 - 61.5	51.9	9.21	5				
	62		>=150 -	158	6.01	5				
TK.21-22	(1) 61	68.1	62.5 - 73.7	68.1	4.14	6				
	62		>=180 -	242	36.2	6				
PTT-A- / STA-PTT A Automate	61	71.6	65.0 - 78.2	71.6	4.59	13	100	100		
	62		>=140 -	213	15.4	13	100			
TK.11, 39	61	96.9	60.1 - 134	96.9	19.0	18	88.9	88.9		
	62		>=140 -	165	10.1	18	100			
TK.42, 48	(1) 61	59.5	34.7 - 84.3	59.5	20.8	6				
	62		>=130 -	157	15.2	6				

(1) In individual cases is a statistically valid valuation with consensus value not given, because size of the collective < 8 values.

Rate of success: 93,8%

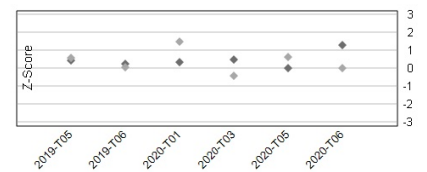
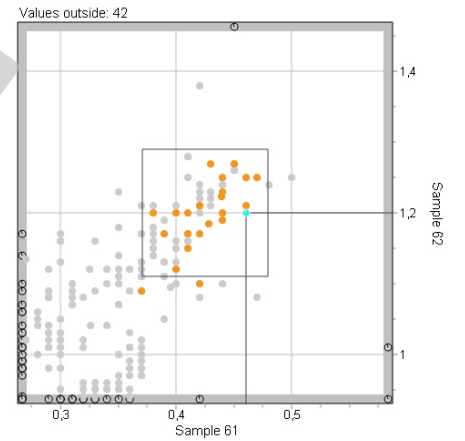


281 Haemostasis 13 - LMW Heparin

Low mol. weight Heparin (U/ml, N = 207)										
Collective	Sample	Target value	Target range	Participants collective			Rate (%)			
				AVG	CV	Num.	Sam.	total		
TK.127, 241	61	0.290	0.188 - 0.392	0.290	17.6	24	100	95.8		
	62	1.09	0.938 - 1.24	1.09	6.97	24	95.8			
Berichrom Heparin	61	0.414	0.342 - 0.486	0.414	8.70	9	77.8	66.7		
	62	1.24	0.956 - 1.52	1.24	11.5	9	88.9			
STA Liquid Anti-Xa	61	0.287	0.217 - 0.357	0.287	12.2	45	86.7	84.4		
	62	1.02	0.914 - 1.13	1.02	5.20	45	91.1			
Biophen Heparin	61	0.425	0.371 - 0.479	0.425	6.35	27	96.3	92.6		
	62	1.20	1.11 - 1.29	1.20	3.92	27	92.6			
HemosIL Liquid anti-Xa	61	0.346	0.284 - 0.408	0.346	8.96	49	91.8	89.8		
	62	0.957	0.857 - 1.06	0.957	5.22	49	93.9			
Innovance Heparin Assay	61	0.388	0.314 - 0.462	0.388	9.54	52	94.2	94.2		
	62	1.16	1.04 - 1.28	1.16	5.17	52	98.1			
Technochrom anti Xa	(1) 61	0.140	0.140 - 0.140	0.140	0.000	1				
	62	0.930	0.930 - 0.930	0.930	0.000	1				

(1) In individual cases is a statistically valid valuation with consensus value not given, because size of the collective < 8 values.

Rate of success: 89,9%



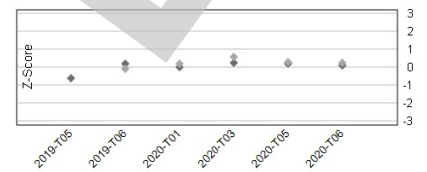
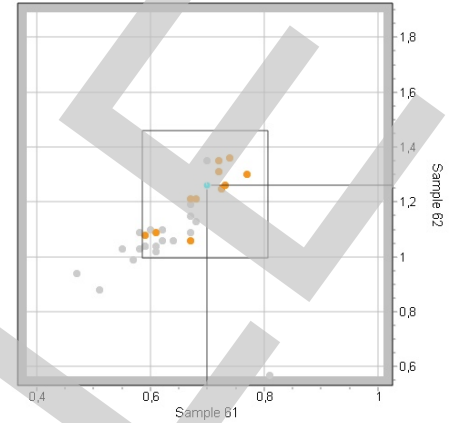


Haemostasis 14 - Orgaran

Orgaran (U/ml, N = 32)									
Collective	Sample	Target value	Target range	Participants collective			Rate (%)		
				AVG	CV	Num.	Sam.	total	
TK.127, 166	61	0.613	0.499 - 0.727	0.613	9.30	15	86.7	86.7	
	62	1.05	0.896 - 1.20	1.05	7.33	15	93.3		
TK.133, 178 (1)	61	0.618	0.452 - 0.784	0.618	13.4	5			
	62	1.09	0.706 - 1.47	1.09	17.6	5			
TK.141, 216	61	0.696	0.586 - 0.806	0.696	7.90	12	100	100	
	62	1.23	0.996 - 1.46	1.23	9.51	12	100		

(1) In individual cases is a statistically valid valuation with consensus value not given, because size of the collective < 8 values.

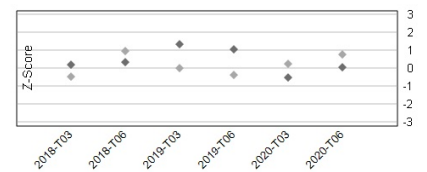
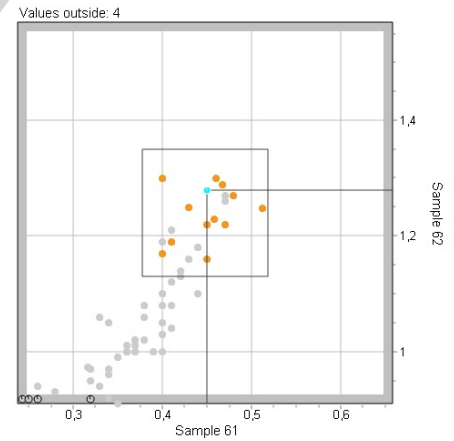
Rate of success: 93,8%



Haemostasis 21 - Fondaparinux

Fondaparinux (mg/l, N = 64)									
Collective	Sample	Target value	Target range	Participants collective			Rate (%)		
				AVG	CV	Num.	Sam.	total	
Coamatic Heparin	61	0.354	0.256 - 0.452	0.354	13.8	21	90.5	90.5	
	62	0.995	0.889 - 1.10	0.995	5.33	21	90.5		
HemosIL Liquid anti-Xa	61	0.345	0.225 - 0.465	0.345	17.4	12	91.7	91.7	
	62	0.982	0.764 - 1.20	0.982	11.1	12	91.7		
Innovance Heparin Assay	61	0.392	0.312 - 0.472	0.392	10.2	8	100	100	
	62	1.10	0.842 - 1.36	1.10	11.7	8	100		
STA Liquid Anti-Xa	61	0.410	0.356 - 0.464	0.410	6.59	10	90.0	90.0	
	62	1.12	0.992 - 1.25	1.12	5.71	10	100		
Biophen Heparin	61	0.448	0.378 - 0.518	0.448	7.81	13	100	100	
	62	1.24	1.13 - 1.35	1.24	4.35	13	100		

Rate of success: 93,8%





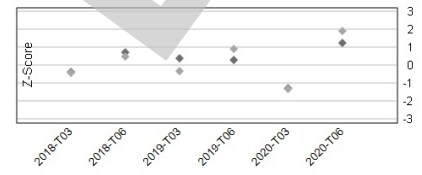
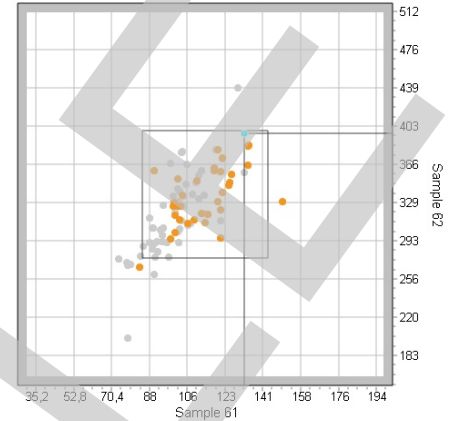
502

Haemostasis 22 - Dabigatran

Dabigatran (ng/ml, N = 91)										
Collective	Sample	Target value	Target range	Participants collective			Rate (%)			
				AVG	CV	Num.	Sam.	total		
TK.140, 146, , M.170	61	114	84.8 - 143	114	12.8	35	94.3	94.3		
	62	337	276 - 398	337	9.11	35	97.1			
TK.137 (1)	61	100	80.9 - 119	100	9.57	6				
	62	330	285 - 375	330	6.76	6				
TK.189, 210	61	108	84.8 - 131	108	10.7	8	100	87.5		
	62	329	290 - 368	329	5.99	8	87.5			
HemosIL DTI	61	106	81.0 - 131	106	11.8	14	92.9	78.6		
	62	353	288 - 418	353	9.24	14	85.7			
Innovance DTI	61	92.4	69.2 - 116	92.4	12.6	26	100	92.3		
	62	290	255 - 325	290	5.97	26	92.3			
absence / incorrect coding (1)	61		Sample not evaluated			2				
	62		Sample not evaluated			2				

(1) In individual cases is a statistically valid valuation with consensus value not given, because size of the collective < 8 values.

Rate of success: 91%

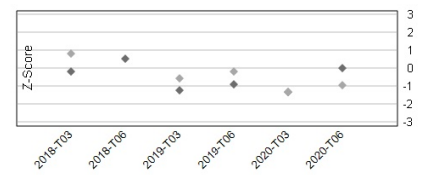
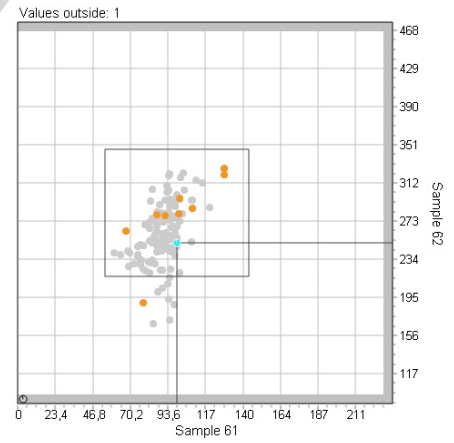


503

Haemostasis 23 - Rivaroxaban

Rivaroxaban (ng/ml, N = 147)										
Collective	Sample	Target value	Target range	Participants collective			Rate (%)			
				AVG	CV	Num.	Sam.	total		
Coamatic Heparin	61	88.9	67.7 - 110	88.9	11.9	28	96.4	89.3		
	62	233	177 - 289	233	11.9	28	89.3			
STA Liquid Anti-Xa	61	87.9	76.9 - 98.9	87.9	6.26	20	90.0	90.0		
	62	275	239 - 311	275	6.55	20	90.0			
TK.130, 141	61	96.8	84.1 - 110	96.8	6.57	31	90.3	83.9		
	62	291	259 - 323	291	5.46	31	93.5			
TK.145, , M.170	61	99.1	54.3 - 144	99.1	22.6	10	100	90.0		
	62	281	216 - 346	281	11.6	10	90.0			
TK.178, 216	61	89.9	70.5 - 109	89.9	10.8	15	86.7	80.0		
	62	258	206 - 310	258	10.1	15	93.3			
HemosIL Liquid anti-Xa	61	89.9	73.5 - 106	89.9	9.12	43	90.7	83.7		
	62	248	221 - 275	248	5.40	43	93.0			

Rate of success: 85,7%





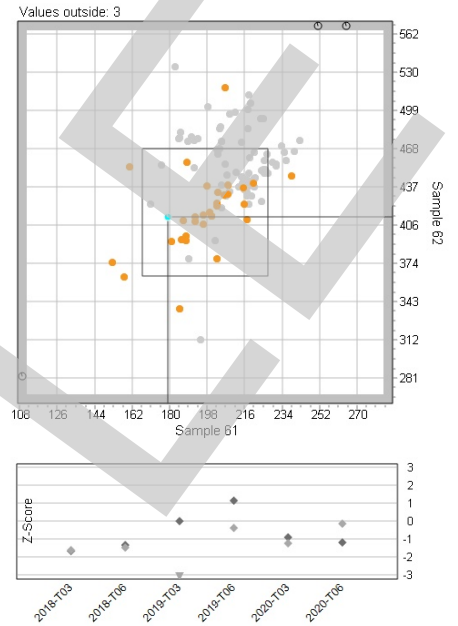
504

Haemostasis 25 - Apixaban

Apixaban (ng/ml, N = 113)										
Collective	Sample	Target value	Target range	Participants collective			Rate (%)			
				AVG	CV	Num.	Sam.	total		
Coamatic Heparin	61	201	166 - 236	201	8.76	23	95.7	91.3		
	62	477	423 - 531	477	5.62	23	91.3			
STA Liquid Anti-Xa	61	216	197 - 235	216	4.33	13	92.3	92.3		
	62	442	424 - 460	442	2.08	13	92.3			
TK.141, 145, , M.170	61	197	167 - 227	197	7.61	32	87.5	81.3		
	62	416	364 - 468	416	6.25	32	90.6			
HemosIL Liquid anti-Xa	61	224	203 - 245	224	4.69	30	90.0	90.0		
	62	451	416 - 486	451	3.92	30	93.3			
Innovance Heparin Assay	61	207	181 - 233	207	6.23	14	100	92.9		
	62	459	369 - 549	459	9.83	14	92.9			
absence / incorrect coding (1)	61		Sample not evaluated			1				
	62		Sample not evaluated			1				

(1) In individual cases is a statistically valid valuation with consensus value not given, because size of the collective < 8 values.

Rate of success: 88,4%



505

Haemostasis 32 - Edoxaban

Edoxaban (ng/ml, N = 53)										
Collective	Sample	Target value	Target range	Participants collective			Rate (%)			
				AVG	CV	Num.	Sam.	total		
TK.127, 145, 178, , M.170	61	132	110 - 154	132	8.48	14	100	92.9		
	62	265	230 - 300	265	6.68	14	92.9			
TK.131, 133, 216	61	145	129 - 161	145	5.41	16	87.5	87.5		
	62	283	225 - 341	283	10.2	16	100			
Biophen Heparin	61	144	125 - 163	144	6.60	10	90.0	90.0		
	62	283	248 - 318	283	6.15	10	90.0			
HemosIL Liquid anti-Xa	61	131	111 - 151	131	7.71	13	92.3	92.3		
	62	268	227 - 309	268	7.72	13	92.3			

Rate of success: 90,6%

